


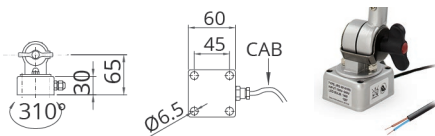
CLIK 24V-AC/DC

- | IP65
 - | 24V-AC/DC
 - | 12W - 1080Lm
 - | 6.000°K - 40.000h
 - | RoHS RAEE CONFORMITY
- 





OPZIONALE: BASE PICCOLA
OPTIONAL: SMALL BASE



con base piccola, cavo senza spina
(alimentatore esterno su richiesta)
*with small base, cable without plug
(external driver on request)*



Snodi dotati di galletto per
comodità di bloccaggio
*Joints equipped with wing nut for
comfort clamping*



Interruttore ergonomico
on/off
Ergonomic on/off switch



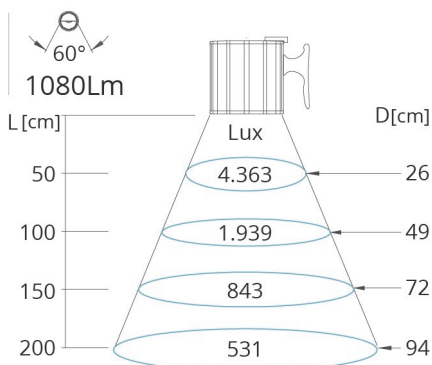
cavo senza spina
cable without plug

CARATTERISTICHE

- Fino all'85% di risparmio energetico
- Basso calore
- Zero manutenzione
- Testa orientabile in alluminio estruso con vetro ad alta resistenza
- Bracci facilmente regolabili
- Resistente ai lubro-refrigeranti
- Direttive 2006/95/CE, 2004/108/CE e 2006/42/CE come previsto dalla Normativa UNI EN 1837

FEATURES

- Up to 85% energy saving*
- Low performing heat*
- Zero maintenance*
- Adjustable extruded aluminium head with high resistance glass*
- Easily adjustable arms*
- Resistant to coolants and lubricants*
- Complies with Directives 2006/95/EC, 2004/108/EC and 2006/42/EC as required by Normative UNI EN 1837*



CLIK 24V-AC/DC - 12W - IP65

Alimentazione:

24V-AC/DC con alimentatore integrato nella base e cavo bipolare

Voltage:

24V-AC/DC with LED driver built-in the base and 2-pole cable

Opzionale:

con base piccola, cavo senza spina (alimentatore esterno su richiesta)

Optional:

with small base, cable without plug (external driver on request)

Standard:

Modulo Led con angolo 60°

Standard:

60° LED Module

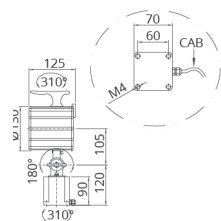
Accessori opzionali:

vetro, morsetti e staffa di fissaggio

Optional Accessories:

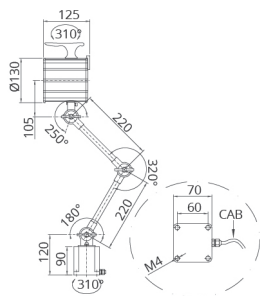
neutral glass, clamps and angle plate.

24V-AC/DC	ART.	CODE	VIN	WxLed	cable.mt	Kg
-----------	------	------	-----	-------	----------	----



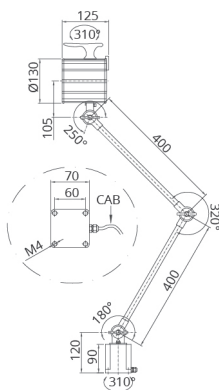
CN12 L60-S-24V-AC/DC	01.01.2.60.12.3	24V AC/DC	2Wx6	CV02-1,80	1,80
----------------------	-----------------	-----------	------	-----------	------

24V-AC/DC	ART.	CODE	VIN	WxLed	cable.mt	Kg
-----------	------	------	-----	-------	----------	----



CN12 L60-M/2-24V-AC/DC	01.02.2.60.12.3	24V AC/DC	2Wx6	CV02-1,80	2,00
------------------------	-----------------	-----------	------	-----------	------

24V-AC/DC	ART.	CODE	VIN	WxLed	cable.mt	Kg
-----------	------	------	-----	-------	----------	----



CN12 L60-L/2-24V-AC/DC	01.03.2.60.12.3	24V AC/DC	2Wx6	CV02-1,80	2,40
------------------------	-----------------	-----------	------	-----------	------

RICAMBI STANDARD E OPTIONAL STANDARD AND OPTIONAL SPARE PARTS

OPZIONI PER BASE PICCOLA OPTIONS FOR SMALL BASE

SCATOLA MADRE MASTER BOX

<p>NEUTRAL GLASS</p>  <p>ART: FIL 109N CODE: 01.07.004.0</p>	<p>CLAMP CLIK 24V-AC/DC</p>  <p>JC 01 01.11.009.7</p>	<p>ANGLE PLATE</p>  <p>JL 02 00.11.012.1</p>	<p>SMALL BASE</p>  <p>01.16.001.7</p>	<p>EXTERNAL DRIVE</p>  <p>01.02.010.0</p>	<p>ANGLE PLATE</p>  <p>JL 01 01.11.020.1</p>	<p>SCATOLA MADRE MASTER BOX</p>  <p>Qty: 6 pcs Dimensions: 32x50x52 cm Weight: 16/20 Kg</p>
--	---	--	---	---	--	---